

4TH GEN AMD EPYC™ PROCESSOR ARCHITECTURE



together we advance_data center computing

*Second Edition
June 2023*

4TH GEN AMD EPYC PROCESSOR ARCHITECTURE

CONTENTS

INTRODUCTION	3
HYBRID MULTI-DIE ARCHITECTURE	4
Decoupled Innovation Paths	4
CPU Core Innovation	5
Simplified production	6
I/O Die Innovation	6
AMD Infinity Architecture	6
'ZEN 4' CORE	7
Double-Digit IPC Improvements	7
AVX-512 Instructions	7
Larger addressable memory	8
Security Enhancements	8
SYSTEM-ON-CHIP DESIGN	9
AMD Infinity Fabric™ Technology and the I/O Die SERDES	10
NUMA considerations	10
MULTIPROCESSOR SERVER DESIGNS	12
Single-Socket Server Configurations	12
2-Socket Server Configurations	12
AMD INFINITY GUARD FEATURES	13
Cutting-Edge Security Features	13
AMD Secure Processor	13
CONCLUSION	15

INTRODUCTION



The information technology industry is changing rapidly, with many different workload facets demanding innovation that can satisfy their specific needs. High-performance computing and cloud applications need high-density CPUs with high core counts for highly parallelized workloads. Enterprise applications need a balance between CPU and I/O capability. Artificial intelligence, data analytics, high-performance computing, as well as structured and unstructured data applications are driven by the strength and speed of individual cores and accelerated mathematical functions. And network infrastructure, networking, security, and edge applications need cost-optimized systems that can be deployed confidently in locations around the globe.

The design decisions we have made in the 4th generation of AMD EPYC™ processors have evolved a platform that can support all of these needs. The following goals have driven the design of the AMD EPYC 9004 Series processors:

- **INSTRUCTIONS-PER-CLOCK (IPC)** improvements, ranging in double-digit increases across generations
- **EXCELLENT EFFICIENCY**, with leadership performance per watt
- **BALANCED ARCHITECTURE**, with high memory bandwidth and I/O capacity to match the CPU's voracious appetite for data

- **LOW LATENCY**, with a goal of reducing average latency with higher cache sizes and effectiveness
- **HIGH THROUGHPUT**, with a goal of reducing dynamic power to enable significantly higher core counts

This white paper presents the processor architecture that supports the EPYC 9004 Series and future enhancements that can enable a single-socket architecture to branch out and address a continuously widening universe of workload demands. Our hybrid, multi-chip architecture enables us to decouple innovation paths and deliver consistently innovative, high-performance products. The 'Zen 4' core represents a significant advancement from the last generation, with new support for highly complex machine learning and inferencing applications. Our system-on-chip approach helps server vendors to accelerate their designs and get innovative products into customers' hands quickly. AMD EPYC processors are the only x86 server CPUs with an integrated, embedded security processor that is "hardened at the core" to help secure customer data whether in a central data center or distributed across locations at the network edge. Finally, this paper will review some of the design choices that enable no-compromise single-socket servers as well as some of the most powerful two-socket servers on the planet.

HYBRID MULTI-DIE ARCHITECTURE

The most important innovation in AMD EPYC processors is the hybrid multi-die architecture. We anticipated the fact that increasing core density in monolithic processor designs would become more difficult over time. One of the primary issues is the fact that the process technology that can create a CPU core is on a different innovation path than the technology that lays down the analog circuitry to drive external pathways to memory, I/O devices, and an optional second processor. These two technologies are linked together when creating monolithic processors and can impede the swift delivery of products to market.





DECOUPLED INNOVATION PATHS

AMD EPYC processors have decoupled the innovation paths for CPU cores and I/O functions into two different types of dies that can

be developed on timelines appropriate for what they need to do. In today's 4th Gen AMD EPYC processors, the 'Zen 4' CPU dies are produced with 5nm technology, while the I/O die is created using 6nm processes. The AMD EPYC 9004 Series processors are built with up to 12 CPU dies, a large L3 cache shared across all cores within each CPU die, and an I/O die. Compared to the prior generation, the 'Zen 4' core delivers an estimated 24% integer and 52% more floating point performance for 64-core processors, which frees thermal envelopes to deliver more computing power. [SP5-003B](#) [SP5-004B](#)

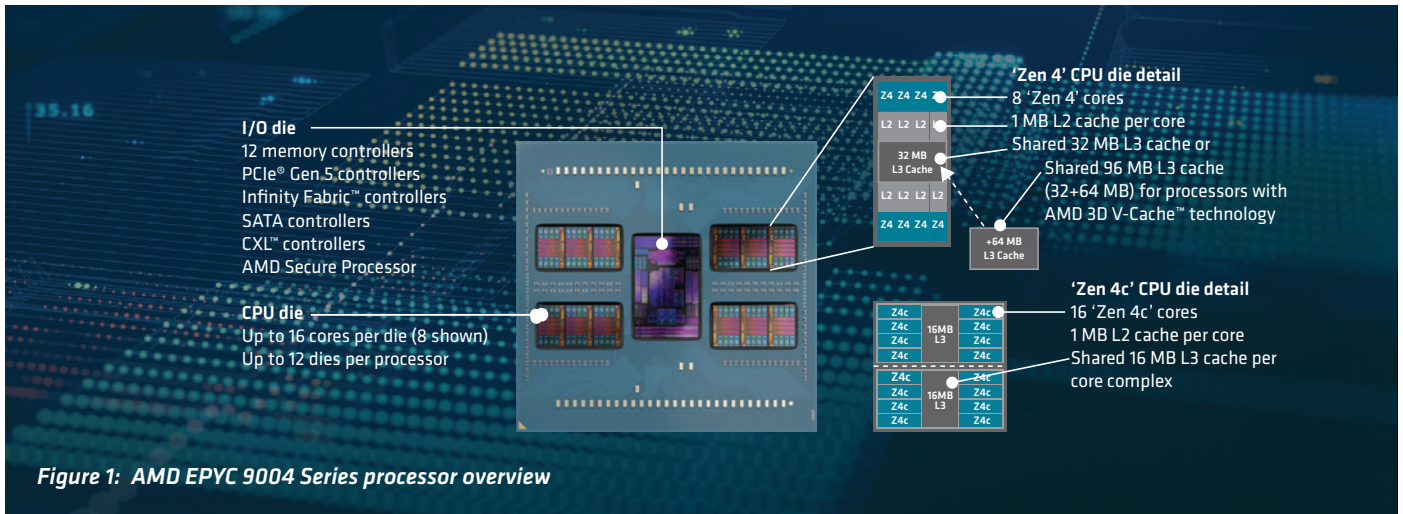
This decoupling has enabled us to leap ahead of the market and stay there. The approach we have taken is more flexible and dynamic than trying to force all aspects of a processor into one fabrication technology. We believe that it is faster to deliver new and high-performance products to market by assembling modules into a processor than to create large, monolithic CPUs.

Table 1: The multi-die architecture has enabled significant improvements for each processor generation since the beginning

	AMD EPYC 7001 'NAPLES'	AMD EPYC 7002 'ROME'	AMD EPYC 7003 'MILAN'	AMD EPYC 9004 'GENOA'
				
Core Architecture	'Zen'	'Zen 2'	'Zen 3'	'Zen 4' and 'Zen 4c'
Cores	8 to 32	8 to 64	8 to 64	16 to 128
IPC Improvement Over Prior Generation	N/A	~24% ROM-236	~19% MLN-003	~14% EPYC-038
Max L3 Cache	Up to 64 MB	Up to 256 MB	Up to 768 MB*	Up to 1152 MB*
PCIe® Lanes	Up to 128 Gen 3	Up to 128 Gen 3	Up to 128 Gen 4	Up to 128 Gen 5 8 bonus lanes Gen 3
CPU Process Technology	14nm	7nm	7nm	5nm
I/O Die Process Technology	N/A	14nm	14nm	6nm
Power (Configurable TDP [cTDP])	120-200W	120-280W	155-280W	200-400W
Max Memory Capacity	2 TB DDR3-2400/2666	4 TB DDR4-3200	4 TB DDR4-3200	6 TB DDR5-4800

* For processors with AMD 3D V-Cache™ technology. Mainstream CPUs offer up to 256 MB for the 7003 Series and up to 384 MB for the 9004 Series.





CPU CORE INNOVATION

We can innovate with our CPU cores, and innovate we have, with smaller process sizes leading to more cores within a given thermal envelope. This, plus our continuous improvement in instructions per cycle, has resulted in double-digit performance gains with every new generation (Table 1).

But that's not all. Taking a modular approach enables us to consider the CPU die as a unit of innovation where we can create variants to better address specific workloads. It's a flexible unit that we can swap in and out to more closely match computing power with workloads:

- **BALANCED WORKLOADS:** We use our 'Zen 4' core to address mainstream performance needs including application development, business applications, data management and analytics, collaborative, and infrastructure applications. Each CPU die includes eight 'Zen 4' cores that are optimized for high performance per core. These share a 32 MB L3 cache. Up to 12 of these dies can be used to create a processor with up to 96 cores.
- **LICENSE-COST-CHALLENGED WORKLOADS:** When you pay per-core software license fees, you want to get the most performance from each core. For these, and for other workloads needing high per-core performance, we have created a range of high-frequency options with fewer cores and higher clock speeds. These CPUs, with 'F' at the end of the part number, use the same die but with only a small number of active cores per die. This spreads the thermal load across the processor package and enables us to increase the clock frequency. For example, the 16-core EPYC 9174F uses eight dies with only two active cores per die, enabling a base frequency of 4.10 GHz compared to our standard 16-core EPYC 9124 with a base frequency of 3.00 GHz. Our high-frequency processors are available with up to 48 cores.

- **MEMORY-INTENSIVE WORKLOADS:** Many technical workloads process models that require large amounts of memory, putting high demands on memory throughput and cache. These include RTL simulation, computational fluid dynamics, weather forecasting, and molecular dynamics. Some business applications fall into this category as well, including Java™ enterprise middleware. In processors with AMD 3D V-Cache™ technology, we literally stack additional cache memory on top of each CPU die bringing the per-die total to 96 MB of L3 cache. This uses a direct copper-to-copper hybrid bonding process that enables more than 200 times the interconnect densities of current 2D technology and more than 15 times the interconnect technologies that use solder bumps for the connection.^{EPYC-026} This innovation delivers up to 1152 MB of L3 cache in our 4th Gen processors with 3D V-Cache.
- **COMPUTE-INTENSIVE WORKLOADS:** For some workloads, even 96 cores per processor may not be enough. These include cloud-native applications developed with containers, virtualized environments striving for the highest number of virtual machines or containers per server, and highly parallelized workloads including life sciences, chemistry, content rendering, and delivery. To address these needs, we have developed the 'Zen 4c' core optimized for even more dense designs and high performance per watt. In the 'Zen 4c' CPU die, each core enjoys 1 MB dedicated L2 cache, and 16 MB of shared L3 cache across a core complex of eight cores. Two core complexes are laid down on each die for a total of 32 MB of L3 cache per die. Eight of these dies can be connected to the I/O die bringing the total core density to up to 128 cores per processor in the EPYC 9754 CPU. We offer one step down to 112 cores per processor in our EPYC 9634 part.
- **INNOVATIVE FUTURE:** The hybrid multi-die architecture puts on a path of rapid innovation. In the 'Zen 4c' die we optimized for performance per watt. Future core designs could emphasize low power for edge locations, satisfying the needs for immense



amounts of parallel processing associated with 5G installations. Our AMD 3D V-Cache technology adds cache memory to CPU dies today, but we don't see ourselves limited to adding static capacity with our solderless connections. What if we could add specialized processing units to the CPU die?

SIMPLIFIED PRODUCTION

The multi-die architecture can help reduce waste in the fabrication process. When we place many (relatively) small CPU dies on a silicon wafer, the inevitable production flaws affect a small number of dies that fail testing and are not integrated into any processors. In comparison, if the wafer contains fewer, larger, monolithic processors, a single flaw can cause the entire processor to be rejected, reducing the overall yield in terms of average number of processors produced per wafer. This can contribute to higher costs.

I/O DIE INNOVATION

The I/O die is a place for parallel innovation. In the EPYC 9004 Series we have doubled the I/O bandwidth of the CPU from the past generation by incorporating PCIe® Gen 5 capabilities onto the I/O die. Not being satisfied with just doubling the I/O bandwidth, the I/O die supports 12 DDR5 memory controllers, AMD Infinity Fabric™ interconnects, SATA disk controllers, and Compute

Express Link (CXL™) 1.1+ memory controllers that can be flexibly assigned to specific functions at server design time. The I/O die is where the dedicated AMD Secure Processor resides, close to the memory controllers that manage the range of memory encryption mechanisms that are part of our AMD Infinity Guard^{GD-183} feature set.

The I/O die used in 4th Gen AMD EPYC processors has 12 Infinity Fabric connections to CPU dies. Our CPU dies can support one or two connections to the I/O die. In processor models with four CPU dies, two connections can be used to optimize bandwidth to each CPU die. In models with more than four CPU dies, one Infinity Fabric connection integrates each CPU die into the processor.

AMD INFINITY ARCHITECTURE

When creating a processor based on a hybrid, multi-chip architecture, the performance of the interconnect is of paramount importance. The heart of the AMD Infinity Architecture is a leadership interconnect that supports extraordinary levels of scale at every layer. Components communicate using AMD Infinity Fabric technology—a connection that is used between CPUs, between components in the multi-chip architecture, and to connect 'Zen 4' processor cores, memory, PCIe® Gen 5 I/O, and security mechanisms. As a result, the architecture delivers breakthrough performance and efficiency to deliver on the promise of next-generation computing.

'ZEN 4' CORE

At AMD, our core design is an undertaking of continuous optimization. The 'Zen 4' core integrated into 4th Gen AMD EPYC processors is the first and only x86 server CPU built with 5nm fabrication technology. Because we build our server processors as part of a multi-chip architecture, the CPU die is a component that can be innovated and enhanced independently of the I/O die.

The 'Zen 4' CPU die used in EPYC 9004 Series processors consists of up to eight cores, dedicated 1 MB L2 cache per core, and a 32 MB cache shared between the eight cores (Figure 2). This die can be augmented with AMD 3D V-Cache technology to bring the L3 cache capacity to 96 MB.

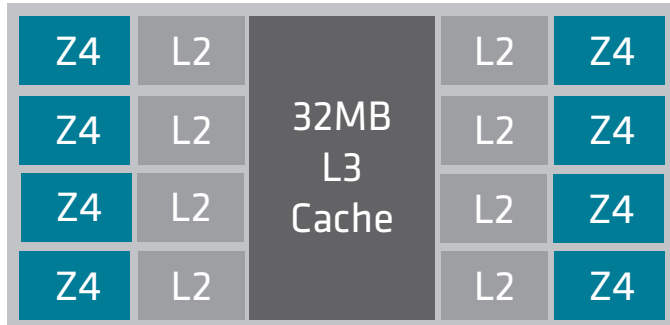


Figure 2: Layout of the 'Zen 4' CPU die with 8 cores per die

The 'Zen 4c' CPU core is designed with high density for no-compromise cloud-native computing. It is designed to be closely packed on a die to build processors with up to 128 cores. The 'Zen 4c' CPU die holds two core complexes, each with eight cores with 1 MB L2 cache and a shared 16 MB L3 cache (Figure 3). Up to eight of these dies can be attached to the I/O die for a total of up to 128 cores per processor.

DOUBLE-DIGIT IPC IMPROVEMENTS

For each generation, we strive for double-digit percentage improvements in instructions per cycle, which we have been able to deliver with each new EPYC processor series (see Table 1). Improvements over the 'Zen 3' core include 1 MB L2 private cache per

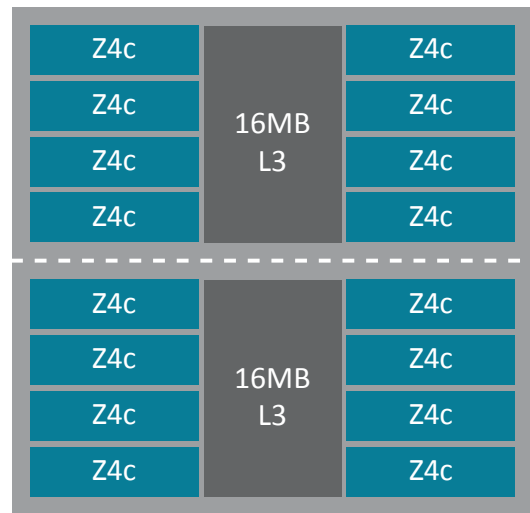


Figure 3: The 'Zen 4c' CPU die holds two core complexes for a total of 16 cores per die

core, branch-prediction improvements, larger micro-operation cache, and deeper internal buffers.

AVX-512 INSTRUCTIONS

Many applications today strive to gain knowledge from data, and they repeat arithmetic calculations on large amounts of data. These workloads include:

- Machine learning and inferencing
- High-performance computing
- Computational fluid dynamics
- Finite element analysis
- Financial services
- Image and audio/video processing
- Cryptography and data compression

While most applications use a single instruction to operate on a single data element (SISD), these applications need parallel

execution of multiple data elements directed by a single instruction (SIMD). Some codes, including HPC, financial services, and video processing use vectors of full-precision floating-point data. Machine learning and inferencing workloads are increasingly using half-precision arithmetic including 16-bit floating point and 8-bit integer operations to speed the flow of data and reduce the power needed to process large data sets.

AVX-512 is a set of instructions based on an SIMD model. As its name suggests, a single instruction operates on a 512-bit vector of 8-, 16-, 32-, or 64-bit data values. The 'Zen 4' core implements the full set of AVX-512 instructions to 3rd Gen Intel Xeon CPUs such as BFLOAT16 and Vectorized Neural Network Instruction (VNNI). Our implementation of these data-heavy instructions enables applications that are hard coded for AVX-512 to work without modification.

Implementing the AVX-512 instruction required carefully balancing the 'Zen 4' core design goals. The 'Zen 4' core uses 256-bit data paths internally, including 256-bit floating-point units, helping to reduce core size and increase core density. The core uses a 512-bit AVX register file, from which two 256-bit vectors are 'pumped' into the arithmetic and logic units one processor cycle at a time (Figure 4). Adding this register increased core size slightly but overall it kept 'Zen 4' using 40% less area than the Intel "Sunny Cove" core.^{EPYC-041}

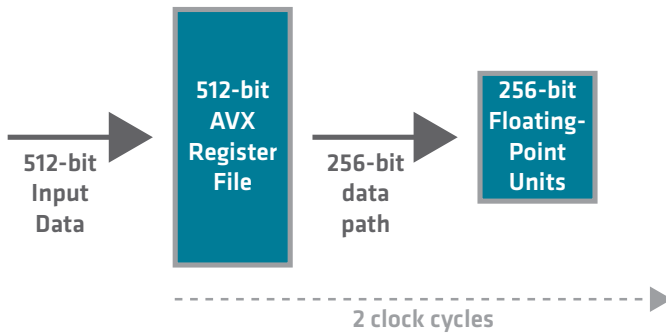


Figure 4: The 'Zen 4' core implements an energy-efficient AVX-512 instruction with 256-bit internal data paths

Another drawback that the 256-bit data path avoided is the need to throttle processor frequency to avoid thermal spikes when 512-bit floating-point operations are executed. Overall, our approach that favors core density even wins out on performance. The geometric mean of workloads tested by Phoronix shows the 96-core AMD EPYC 9654 outperforming the top-of-the-line Intel® Xeon® 8490H by ~19 percent.¹

LARGER ADDRESSABLE MEMORY

With the potential to expand memory through CXL controllers, virtual memory is now addressable through 57 bits, and a fifth level of nested page tables has been implemented to support this.

SECURITY ENHANCEMENTS

Each 'Zen' core generation builds upon the security features of the previous one, and they incorporate mitigations for known vulnerabilities with no modifications necessary to application software. The original 'Zen' core has resisted side-channel attacks in part because of the tagging of memory to threads once read into the processor caches. This helps reduce the possibility of one thread being able to view another thread's data when in use in the processor. For the 'Zen 4' core we introduced the capability for guest operating systems in virtualized environments to run exclusively on one core—thus introducing further solutions that can help protect against side-channel attacks targeted at cached memory.

New support for virtualized environments includes secure multi-key encryption (SMKE) that enables hypervisors to selectively encrypt address space ranges on CXL-attached memory. Memory encrypted with SMKE can be accessed by the CPU across reboots, and the existing software encryption framework works seamlessly with CXL-attached memory as well independent of device implementation.

SYSTEM-ON-CHIP DESIGN

The I/O die (Figure 5) implements many of the functions that would normally be implemented with external chip sets, thus qualifying AMD EPYC processors as systems on chip (SOCs). This approach can help reduce server design complexity and power consumption because fewer chips outside of the CPU are needed. Our all-in philosophy means that every offering in 4th Gen EPYC product line has the same built-in features that are listed below. This takes the mystery out of CPU selection. Just choose the core count, frequency, and L3 cache size your workload requires, and the rest are included at no extra cost.

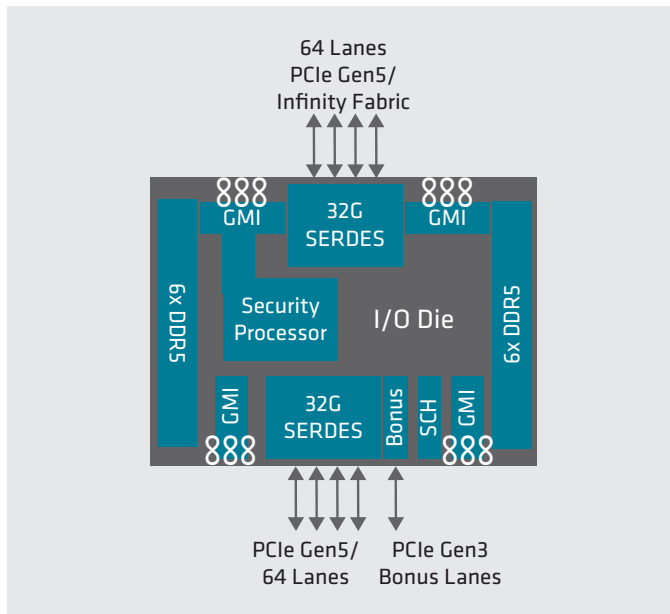


Figure 5: The I/O die implements many functions that would otherwise require external chip sets

- **12 DDR5 MEMORY CONTROLLERS**—50% more memory controllers than any other x86 processor.^{EPYC-033} Having more, and more high-performance x86 CPU cores creates a higher demand for memory, and more memory channels drive high memory bandwidth that keeps this equation in balance. Memory interleaving on 2, 4, 6, 8, 10, and 12 channels helps optimize for both small- and large-

memory configurations. The memory controllers include inline encryption engines for implementing AMD Infinity Guard features discussed below.

- **UP TO 128 PCIe GEN 5 LANES IN A 1P CONFIGURATION; UP TO 160 LANES IN A 2P CONFIGURATION.** The PCIe Gen 5 lanes can be dedicated to support higher-level functions including up to 32 PCIe lanes configurable as on-chip SATA controllers for massive disk capacity and up to 64 lanes configurable as CXL 1.1+ memory controllers for cache-coherent memory expansion and support for persistent memory. In server designs, the bonus lanes are often used for access to performance-insensitive I/O such as to M.2 drives used for system boot.
- **UP TO 12 PCIe GEN 3 'BONUS' LANES** in a 2-socket configuration, or 8 lanes in a single-socket configuration.
- **2X FASTER AMD INFINITY FABRIC CONNECTIVITY** over the prior generation for CPU-to-CPU connectivity. Rather than invent new connectivity mechanisms that can delay time to market, we use the same physical interfaces for Infinity Fabric connections as for the PCIe Gen 5 I/O, with different protocols layered on the physical (PHY) layer. This affords server designers the freedom to trade off more PCIe I/O lanes in exchange for fewer interprocessor communication links. AMD supports use of 3 or 4 links each of which correspond to x16 PCIe physical connections. With Infinity Fabric protocols running on these interfaces, four links can support a maximum theoretical bandwidth of 512 GB/s between servers, which more than matches maximum theoretical memory speeds of 460.8 GB/s. What this means is that remote memory access from one CPU to another can flow nearly at memory speeds.
- **UPDATED INFINITY FABRIC INTERFACE** offers up to 36 Gb/s for communication between the 'Zen 4' CPU die and I/O die with a total of 12 Infinity Fabric connections available. The new 'Zen4' CPU die can use one or two Infinity Fabric interfaces, allowing for double the CPU-core-to-I/O die bandwidth (up to 72 Gb/s) for processor models with four or fewer CPU dies. The 4th Gen EPYC I/O die offers great flexibility with twelve Infinity Fabric interfaces, enabling 4, 8, or 12 core dies depending on the performance and power requirements per customer use case.

(This is known internally as the Global Memory Interface (GMI) and is labeled this way on many figures.)

- **INTEGRATED AMD SECURE PROCESSOR** that supports confidential computing with features including secure root of trust, secure memory encryption (SME), and secure encrypted virtualization (SEV).^{G0-183} This is discussed in a separate section below
- **A SERVER CONTROLLER HUB** can minimize the required chip set for basic server control functions. It includes direct USB connectivity, 1 Gb/s LAN-on-motherboard, and various UART and I2C and I3C bus connectivity.

AMD INFINITY FABRIC™ TECHNOLOGY AND THE I/O DIE SERDES

The use of the same physical layer to support I/O functions including AMD Infinity Fabric technology reflects our philosophy of using industry-standard, well-understood technologies that offer server designers flexibility to design innovative servers, and simplifies our CPU designs over inventing proprietary interconnects.

The PCIe Gen 5 I/O is supported in the I/O die by serializer-deserializer (SERDES) silicon with one independent set of traces to support each port of 16 PCIe lanes. The I/O die contains eight SERDES devices, and typically four are used to connect to a second processor and four connect to I/O devices. Each of these devices can be customized so that the underlying PCIe Gen 5 PHY circuitry can be used for:

- Up to 4 links of Gen3 AMD Infinity Fabric connectivity
- 128 lanes of PCIe Gen 5 connectivity to peripherals (up to 160 lanes in 2-socket designs)
- Up to 64 lanes that can be dedicated to CXL 1.1+ connectivity to extended memory
- Up to 32 I/O lanes that can be configured as SATA disk controllers

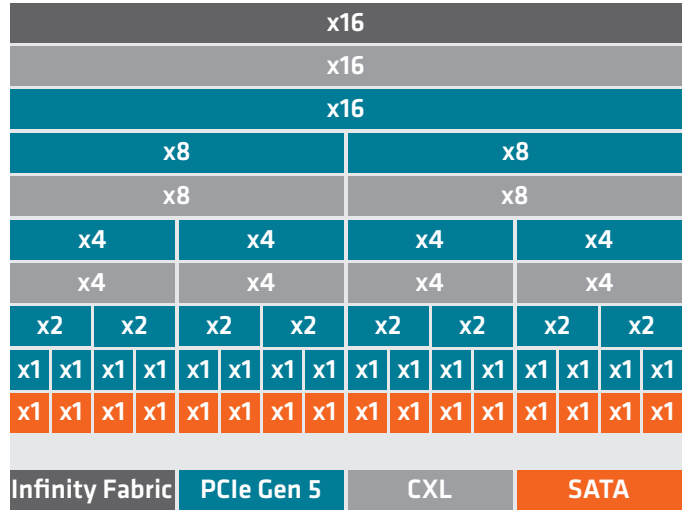


Figure 6: Idealized example of SERDES lane bifurcation options

The lanes in each SERDES can be bifurcated given constraints described in server design documentation. Each SERDES has specific constraints, for example some are restricted to PCIe and Infinity Fabric connectivity, while others enable the richer set of functions.

An idealized bifurcation diagram—no single SERDES provides all of them—is illustrated in Figure 6, indicating that the entire port can be dedicated to 16 lanes of Infinity Fabric, PCIe, or CXL connectivity. These can be broken down to various combinations of x8, x4, x2, and x1 bandwidth. For example, if SATA controllers share connectivity with PCIe on a SERDES, a maximum of eight x1 SATA controllers can be allocated. Or, as the diagram illustrates, CXL connections must use a minimum of four lanes.

NUMA CONSIDERATIONS

In a multi-chip architecture, there can be varying amounts of memory latency depending on the connectivity between memory



controllers and CPU dies. This is known as non-uniform memory access, or NUMA. For applications needing to extract every last percent of latency out of memory accesses, they can take advantage of these varying latencies to create an affinity between specific address ranges and the CPU cores closest to that memory.

In AMD EPYC 7001 Series processors, memory controllers were located on the same die with up to eight CPU cores, creating a tight affinity between the memory controlled by the die and the CPU cores on the die. When a memory controller had to request data destined for a different set of cores, the data had to pass from one die to another over an internal Infinity Fabric connection.

Beginning with AMD EPYC 7002 Series processors, non-uniform latency was reduced dramatically by locating memory controllers onto the I/O die. In AMD EPYC 9004 Series processors, optimizations to the Infinity Fabric interconnects reduced latency differences even further.

Still, for applications that need to squeeze the last one or two percent of latency out of memory references, creating an affinity between memory ranges and CPU cores can improve performance. Figure 5 illustrates how this works. If you divide the I/O die into four quadrants for an 'NPS=4' configuration, you will see that six DIMMs feed into three memory controllers, which are closely connected via Infinity Fabric (GMI) to a set of up to three 'Zen 4' CPU dies, or up to 24 CPU cores (Figure 7).

Most applications don't need to be concerned about using NUMA domains, and using the AMD EPYC processor as a single domain (NPS=1) gives excellent performance. The [AMD EPYC 9004 Architecture Overview](#) provides more details on NUMA configurations and tuning suggestions for specific applications.

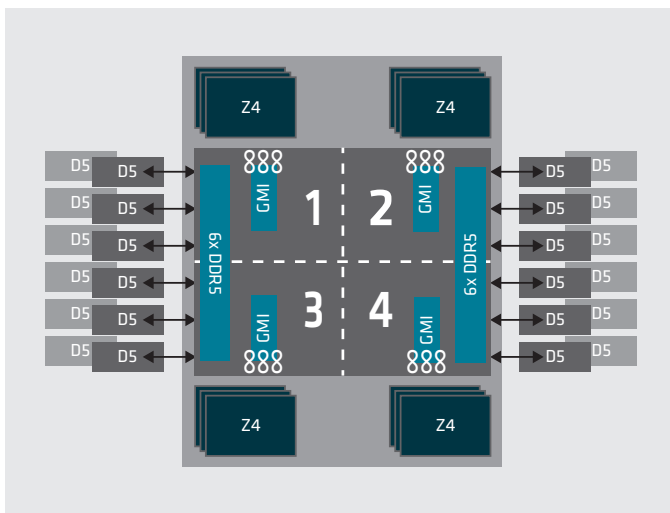


Figure 7: Dividing the AMD EPYC processor into four NUMA domains can give small performance improvements for some applications

MULTIPROCESSOR SERVER DESIGNS

The flexibility of the SERDES enables the Infinity Fabric interconnects to share the same physical infrastructure of chip's PCIe I/O. In Figure 6, these are labeled as 'G' and 'P' links, each of which support 16 lanes of PCIe Gen 5 connectivity. In a single-socket configuration, all Infinity Fabric links are dedicated to PCIe I/O, affording 128 lanes of Gen 5 bandwidth on AMD EPYC 9004 Series processors.

SINGLE-SOCKET SERVER CONFIGURATIONS

AMD EPYC processors with no 'P' suffix can be used in single-socket and 2-socket configurations. Processor part numbers with a 'P' suffix are optimized for single-socket servers by dedicating the 'P' links for PCIe I/O connections only. Figure 8 illustrates a single-socket configuration with two DIMMs per memory channel.

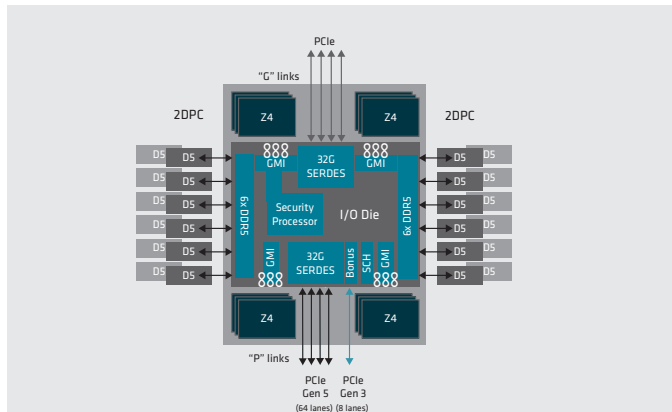


Figure 8: 4th Gen AMD EPYC processor in a single-socket server configuration with all links dedicated to PCIe connectivity

2-SOCKET SERVER CONFIGURATIONS

In these configurations, three or four 16-lane 'G' links are used to connect to the second processor. For I/O-intensive server designs, three links can be used as Infinity Fabric interconnects and one additional link from each CPU can be dedicated to PCIe Gen 5 I/O, bringing the server I/O capacity to 160 lanes (Figure 9).

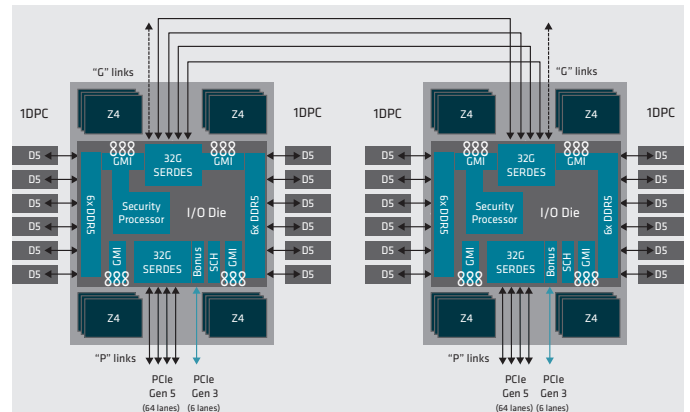


Figure 9: AMD EPYC processors in a 2-socket configurations

AMD INFINITY GUARD FEATURES

Data is every organization's most precious asset, and AMD Infinity Guard security features are designed to help protect your data from malicious users, hypervisors, and even administrators. This approach can help mitigate the risks of attacks against physical DIMMs or attacks against guests in virtualized and hyperconverged environments.

CUTTING-EDGE SECURITY FEATURES

Cutting-edge security features are built into our processors, and, like our core designs, they are the outcome of continuous improvement. Figure 10 illustrates the generation-over-generation improvements we have made to help hypervisors increase the isolation of virtual machines. We are proud to report that select EPYC 9004 processors are on track for United States Federal Information Processing Standard (FIPS) 140-3 certification in 2023.

AMD SECURE PROCESSOR

Security features are managed by the AMD Secure Processor, a 32-bit microcontroller that runs a hardened operating system. The hardening process removes unnecessary components and applies previous security patches in the microcontroller to help reduce attack

surfaces. It provides cryptographic functionality for key generation and key management, and it supervises hardware-validated boot, where the foundation for platform security starts. AMD Infinity Guard security features must be enabled by server OEMs and/or cloud service providers to operate. Check with your OEM or provider to confirm support of these features. These include:

- **HARDWARE-VALIDATED BOOT** helps verify that the operating system or hypervisor software that you intended to load is what is actually loaded. The AMD Secure Processor loads the on-chip boot ROM that loads and authenticates the off-chip boot loader. The boot loader, in turn, authenticates the BIOS before any of the 'Zen' cores can execute the code. Once the BIOS is authenticated, the OS boot loader loads the operating system or hypervisor.
- **AMD SECURE MEMORY ENCRYPTION (SME)** can be used to encrypt all of main memory with no changes required to the operating system or application software. SME helps protect against attacks on the integrity of main memory (such as certain cold-boot attacks) because it encrypts the data. 256-bit AES-XTS encryption engines are built into the EPYC 9004 Series memory controllers to help reduce performance impact during reading and writing of encrypted memory. These engines can be used to encrypt memory with either 128 or 256-bit keys. The new, 256-bit

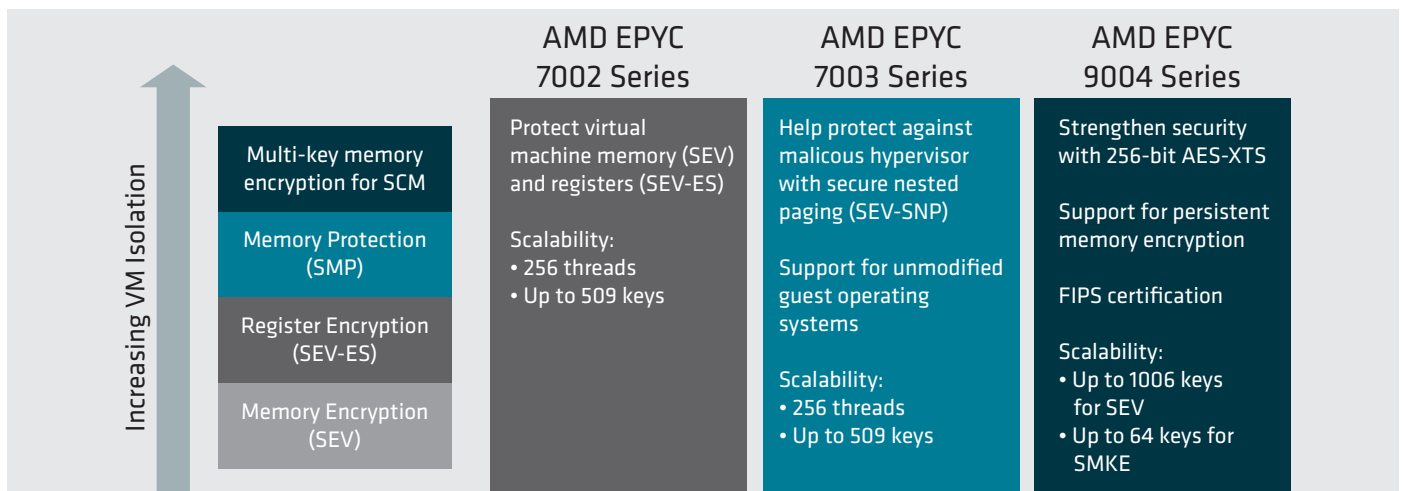



Figure 10: Each new AMD EPYC processor generation delivers more features to help isolate virtual machines

encryption option is integrated into the I/O die in order to support United States Federal Information Processing Standards (FIPS) 140-3 compliance. All of this is done without the encryption key being visible outside of the AMD Secure Processor.

- **AMD SECURE ENCRYPTED VIRTUALIZATION (SEV)** enables hypervisors and guest virtual machines to be cryptographically isolated from one another. Thus, if malicious software is successful in evading the isolation provided by the hypervisor, or if the hypervisor itself is compromised, reading memory from another virtual machine will expose only encrypted data for which the key is stored inside of the AMD Secure Processor and memory controllers. In 4th Gen AMD EPYC processors, up to 1006 keys can be used for virtual machine encryption.
- **AMD SECURE ENCRYPTED STATE (SEV-ES)**, introduced in 2nd Gen AMD EPYC processors, encrypts virtual machine state when interrupts cause it to be stored in the hypervisor. With this information encrypted with the virtual machine's encryption key, a compromised hypervisor is unable to view a virtual machine's registers.
- **AMD SECURE NESTED PAGING (SEV-SNP)** introduced in 3rd Gen AMD EPYC processors, builds on SEV and SEV-ES by adding strong encryption to virtual machine nested page tables to help prevent attacks such as data replay, memory remapping, and more—all with the goal to create confidential, isolated execution environments for virtual machines. With the 57-bit physical memory enabled by 4th Gen AMD EPYC processors, we have increased the page table depth that can be encrypted to five levels.
- **AMD SECURE MULTI-KEY ENCRYPTION (SMKE)**, introduced in 4th Gen AMD EPYC processors, enables fast encryption for storage-class memory, which helps data stored on CXL-attached memory to remain encrypted across a system reboot, helping protect even persistent memory from prying eyes.

This powerful set of security features, is enabled in turn by a multi-layered set of technologies accessible by all of the major hypervisor vendors. It is an innovative set of modern security features that help decrease potential attack surfaces as software is booted, executed, and processes your data. Built-in at the silicon level, AMD Infinity Guard features offer state-of-the-art capabilities to help defend against internal and external threats. Whether yours is a small- or medium-size business or an enterprise organization, implementing robust security features on premises or in the cloud is streamlined with AMD Infinity Guard technology.



CONCLUSION



AMD EPYC 9004 Series processors demonstrate how our hybrid, multi-die architecture delivers strong innovation and enabling customer value with every new generation. Decoupling our core and I/O innovation processes enabled us to shrink the CPU die, which in turn makes room for more cores and provides for energy-efficient performance. Innovation in the 'Zen 4' cores unleashes a voracious appetite for memory access and I/O capacity, and we set the table with a new I/O die that supports an industry-leading 12 DDR5 memory channels, 50% more than the prior generation. We also doubled our I/O and AMD Infinity Fabric™ throughput by basing them on PCIe Gen 5 interfaces and also added 'bonus' PCIe Gen 3 lanes for less performance-sensitive devices. Support for domain-specific instructions such as AVX-512, and connectivity to next-gen GPU accelerators prepares AMD EPYC to excel in an increasingly important world of artificial intelligence and machine learning. And if that weren't enough, support for CXL 1.1+ technology enables new Infinity Guard features to help protect even your persistent memory pools from prying eyes. We have raised the bar for data center computing once again, and more enhancements to this 4th generation of AMD EPYC processors are in the development process.

END NOTES

For details on the footnotes used in this document, visit amd.com/en/claims/epyc, amd.com/en/claims/epyc3x and amd.com/en/claims/epyc4.

- 1 AVX-512 Performance Comparison: AMD Genoa vs. Intel Sapphire Rapids & Ice Lake” - January 2023, page 8, <https://www.phoronix.com/review/intel-sapphirerapids-avx512>
- EPYC-026 Based on calculated areal density and based on bump pitch between AMD hybrid bond AMD 3D V-Cache stacked technology compared to AMD 2D chiplet technology and Intel 3D stacked micro-bump technology.
- EPYC-033 AMD EPYC 9004 CPUs support 12 memory channels. Intel Scalable Ice Lake CPUs support 8 memory channels. $12 \div 8 = 1.5x$ the memory channels or 50% more memory channels per <https://ark.intel.com/>.
- EPYC-038 Based on AMD internal testing as of 09/19/2022, geometric performance improvement at the same fixed-frequency on a 4th Gen AMD EPYC™ 9554 CPU compared to a 3rd Gen AMD EPYC™ 7763 CPU using a select set of workloads (33) including est. SPECrate®2017_int_base, est. SPECrate®2017_fp_base, and representative server workloads.
- EPYC-041 ~40% less area measures Core + L2 Area: “Zen 4” = 3.84 mm² vs. “Sunny Cove” ~6.5mm². ~48% estimated SPECrate®2017_int_base CCC -D3 Jemalloc results based on internal AMD reference platform and Intel platform measurements of 11/10/2022. Comparison of estimated 1P AMD EPYC 9534 (537 est. SPECrate®2017_int_base, set to 270 Total TDP W, 64 Total Cores, AMD Est) is 1.48x the performance per watt of 1P Intel Xeon Platinum 8380 (363 est. SPECrate®2017_int_base, 270 Total TDP W, 40 Total Cores, AMD est.) for 1.48x the SoC performance/watt. SPEC®, SPEC CPU®, and SPECrate® are registered trademarks of the Standard Performance Evaluation Corporation. See www.spec.org for more information. OEM published scores will vary based on system configuration and determinism mode used (claim uses 270W cTDP performance profile)
- GD-183 AMD Infinity Guard features vary by EPYC™ Processor generations. Infinity Guard security features must be enabled by server OEMs and/or Cloud Service Providers to operate. Check with your OEM or provider to confirm support of these features. Learn more about Infinity Guard at <https://www.amd.com/en/technologies/infinity-guard>.
- MLN-003 Based on AMD internal testing as of 02/1/2021, average performance improvement at ISO-frequency on an AMD EPYC™ 72F3 (8C/8T, 3.7GHz) compared to an AMD EPYC™ 7F32 (8C/8T, 3.7GHz), per-core, single thread, using a select set of workloads including SPECrate®2017_int_base, SPECrate®2017_fp_base, and representative server workloads.
- ROM-236 Based on AMD internal testing, average per thread performance improvement at ISO-frequency on a 32-core, 64-thread, 2nd generation AMD EPYC™ platform as compared to 32-core 64-thread 1st generation AMD EPYC™ platform measured on a selected set of workloads including sub-components of SPEC CPU® 2017_int and representative server workloads.
- SP5-003B SPECrate®2017_int_base comparison based on published scores from www.spec.org as of 03/31/2023. Comparison of published 2P AMD EPYC 9534 (1250 SPECrate®2017_int_base, 560 Total TDP W, 128 Total Cores, 2.232 Perf/W, <http://www.spec.org/cpu2017/results/res2023q1/cpu2017-20230116-33519.html>) is 1.45x the performance of published 2P AMD EPYC 7763 (861 SPECrate®2017_int_base, 560 Total TDP W, 128 Total Cores, 1.538 Perf/W, <http://www.spec.org/cpu2017/results/res2021q4/cpu2017-20211121-30148.html>) [at 1.45x the performance/W]. SPEC®, SPEC CPU®, and SPECrate® are registered trademarks of the Standard Performance Evaluation Corporation. See www.spec.org for more information.
- SP5-004B SPECrate®2017_fp_base comparison based on published scores from www.spec.org as of 03/31/2023. Comparison of published 2P AMD EPYC 9534 (1160 SPECrate®2017_fp_base, 560 Total TDP W, 128 Total Cores, \$17606 Total CPU \$, 2.071 Perf/W, <http://www.spec.org/cpu2017/results/res2023q1/cpu2017-20230116-33521.html>) is 1.75x the performance of published 2P AMD EPYC 7763 (663 SPECrate®2017_fp_base, 560 Total TDP W, 128 Total Cores, \$15780 Total CPU \$, 1.184 Perf/W, <http://www.spec.org/cpu2017/results/res2021q4/cpu2017-20211121-30146.html>) [at 1.75x the performance/W] [at 1.57x the performance/CPU\$]. AMD 1Ku pricing and Intel ARK.intel.com specifications and pricing as of 3/31/23. SPEC®, SPEC CPU®, and SPECrate® are registered trademarks of the Standard Performance Evaluation Corporation. See www.spec.org for more information.

© 2022–2023 Advanced Micro Devices, Inc. All rights reserved. AMD, AMD 3D V-Cache, the AMD Arrow logo, EPYC, Infinity Fabric, and combinations thereof are trademarks of Advanced Micro Devices, Inc. in the United States and/or other jurisdictions. CXL is a trademark of Compute Express Link Consortium, Inc. Intel and Xeon are trademarks of Intel Corporation or its subsidiaries. PCIe® is a registered trademark of PCI-SIG Corporation. SPEC, SPEC CPU, and SPECrate are trademarks of the Standard Performance Evaluation Corporation. See www.spec.org for more information. Other names are for informational purposes only and may be trademarks of their respective owners. LE-85001-01 06/23

